

Rhythm Counting

Counting (speaking) the rhythm:

Speak the number of the beat when a note starts on a beat.

Say *Rest* or remain silent when there is a rest.

Tap the 1/4 note (beat) and speak the rhythm. Use a metronome.


Do this at a slow tempo at first, then repeat it at faster tempos.

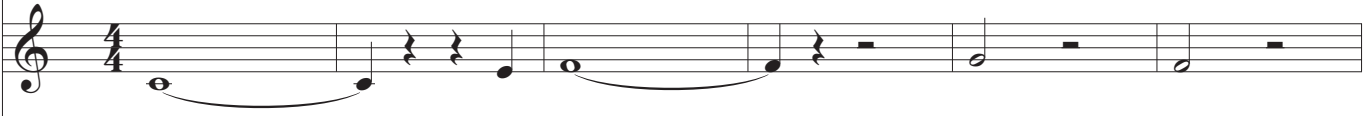
The *Beats* line gives the count numbers for each beat, which in this case is represented by a 1/4 note.


The exercise consists of four systems of music, each starting with a 'Beats' line and followed by staves for 'Tpt' (Trumpet) and 'Trb.' (Trumpet/Bass). The time signature is 4/4. The 'Beats' line shows a sequence of 16 quarter notes, grouped into four measures of four beats each, with count numbers 1-4 written below each note. The 'Tpt' and 'Trb.' parts provide a rhythmic accompaniment. The first system includes a 'Spoken rhythm' label. The second system starts with a '5' above the first measure. The third system starts with a '9' above the first measure. The fourth system starts with a '13' above the first measure. The 'Tpt' part in the first system has a 'Spoken rhythm' label and includes rests marked 'r'. The 'Trb.' part in the first system has a key signature change to B-flat major.

In the examples below, fill in the rhythm text using the first page as a model.


17


Beats 


Tpt 

Trb. 


23


Beats 


Tpt 

Trb. 

29

Beats 

Tpt 

Trb. 

35

Beats 

Tpt 

Trb. 

1/8th notes are treated in pairs (in duple meters).
 The 1st of each pair falls on a beat so we speak the beat number.
 The 2nd of each pair is on the upbeat, so we say *and* (shown as &).

42

Beats

Tpt

Trb.

46

Beats

Tpt

Trb.

49

Beats

Tpt

Trb.

53

Beats

Tpt

Trb.

In the examples below, fill in the rhythm text using page 3 as a model for 1/8th notes.
Practice speaking the rhythm.

56

Beats

Tpt

Trb.

60

Beats

Tpt

Trb.

64

Beats

Tpt

Trb.

1/16th notes are treated in groups of four (equivalent to a 1/4 note).
 The 1st of each group falls on a beat so we speak the beat number.
 The 3rd of each group is on the upbeat, so we say *and* (shown as &).
 The other two fall between the beat and the &
 The full pattern is: <beat> 'e' '&' 'd' (pronounced duh).

Tap the 1/8 note and practice speaking the rhythm.
 Once you are familiar with this, tap the quarter note and speak the rhythm.

69

Beats

Tpt

Trb.

71

Beats

Tpt

Trb.

73

Beats

Tpt

Trb.

In the examples below, fill in the rhythm text using page 5 as a model for 1/16th notes.
Practice speaking the rhythm.

76

Beats

Tpt

Trb.

78

Beats

Tpt

Trb.

80

Beats

Tpt

Trb.